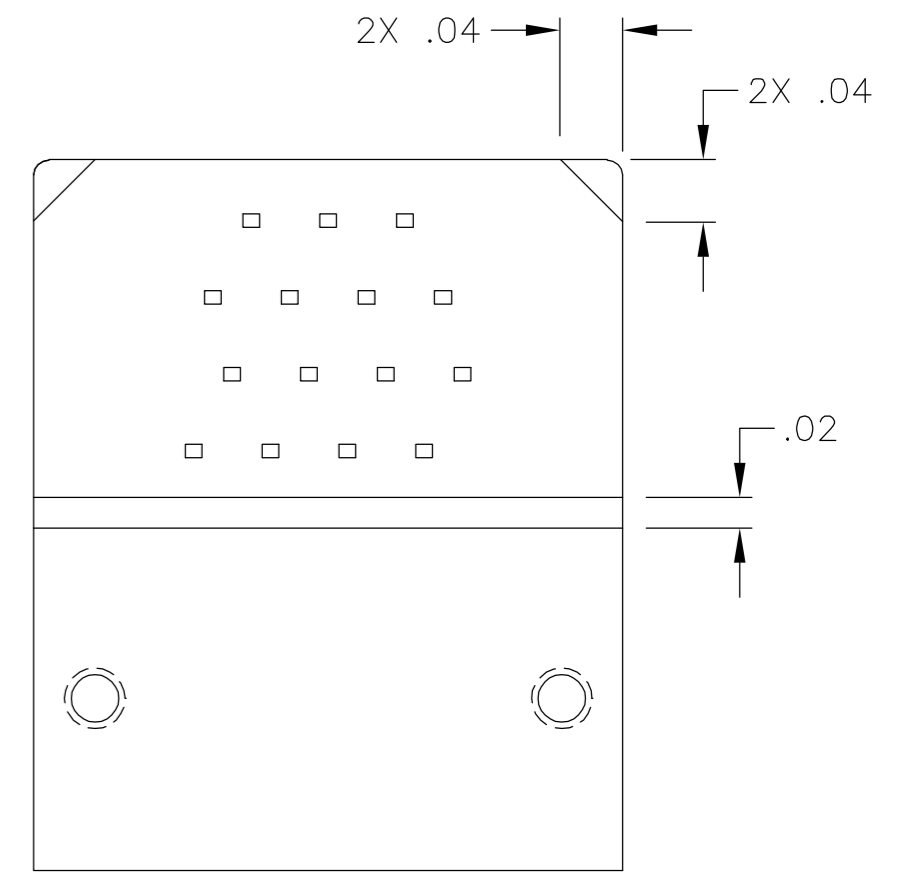
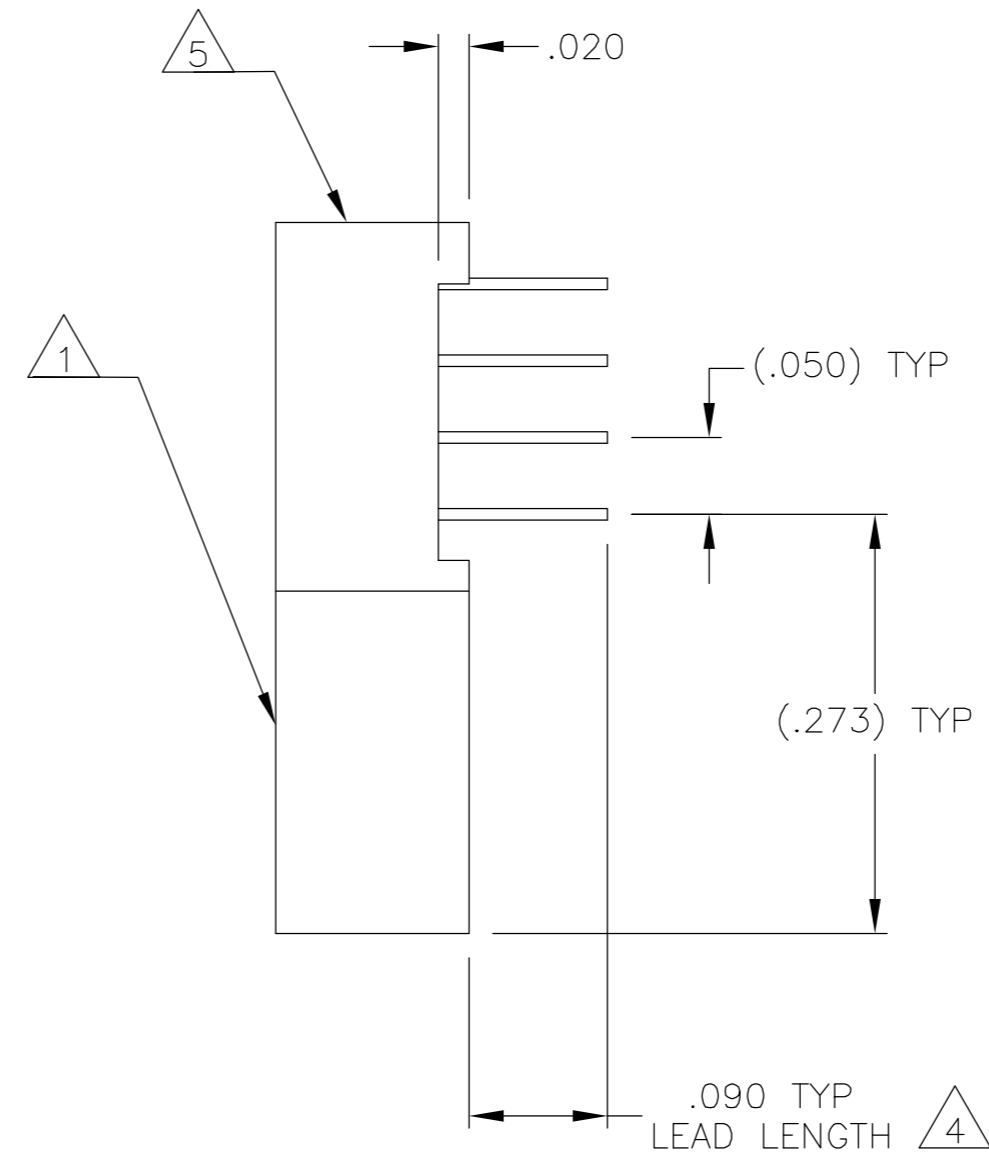
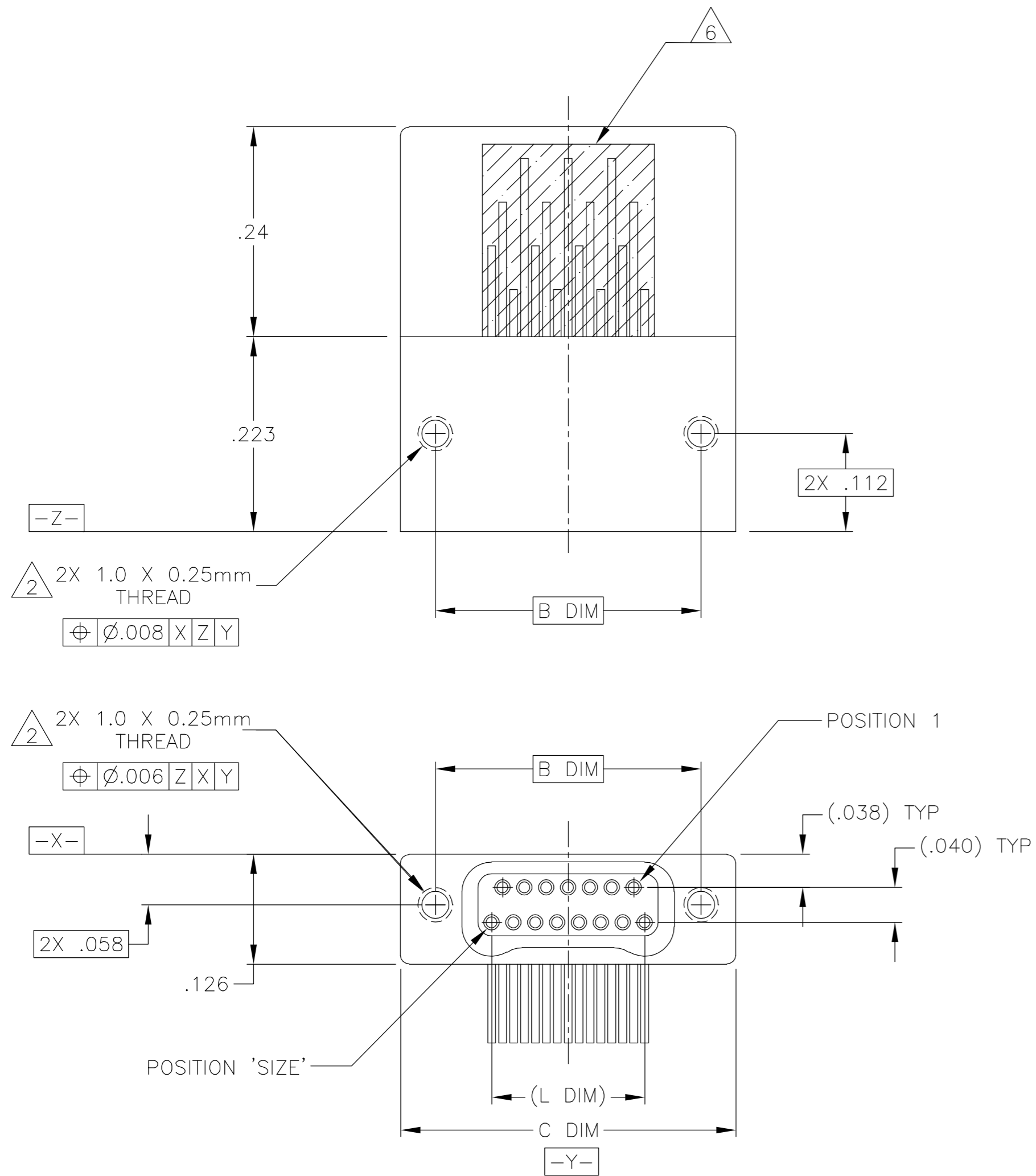


THIS DRAWING IS UNPUBLISHED. RELEASED FOR PUBLICATION
 © COPYRIGHT BY TYCO ELECTRONICS CORPORATION. ALL RIGHTS RESERVED.

LOC		DIST		REVISIONS			
P	LTR	DESCRIPTION	DATE	DWN	APVD		
	T	UPDATE PER ECO-06-004070	21 FEB 06	MJS	MKS		



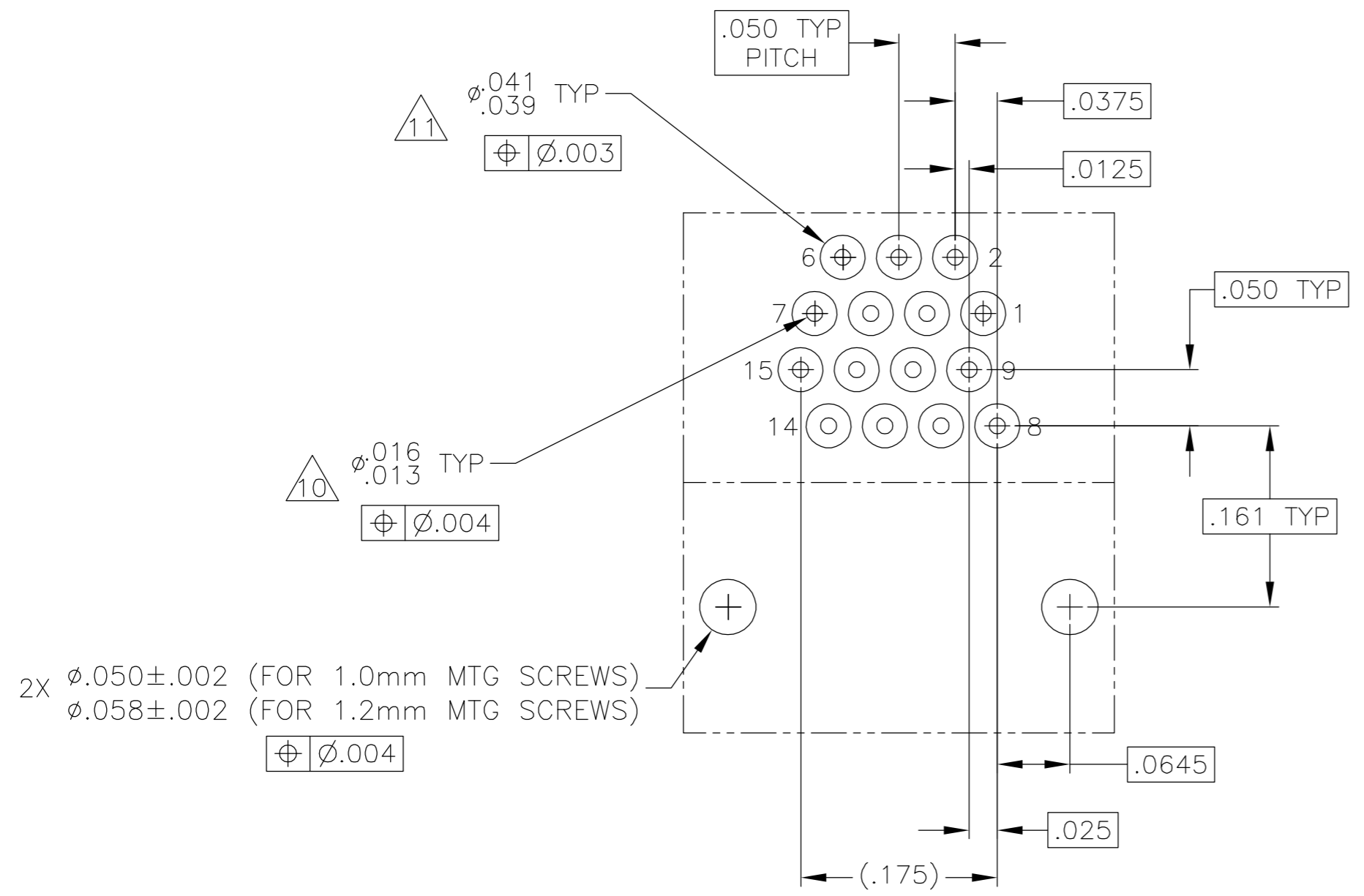
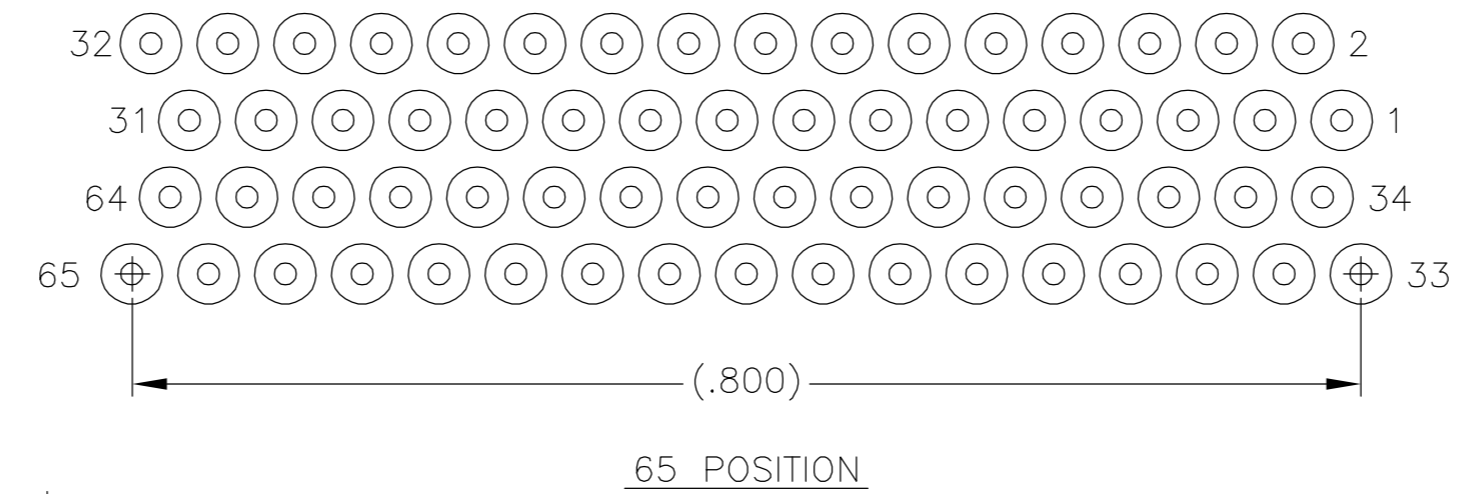
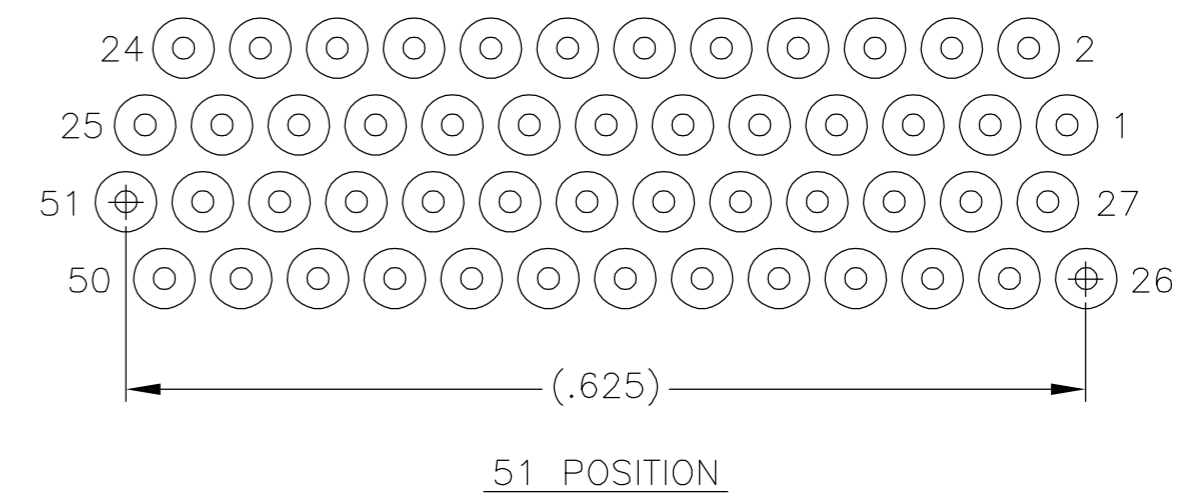
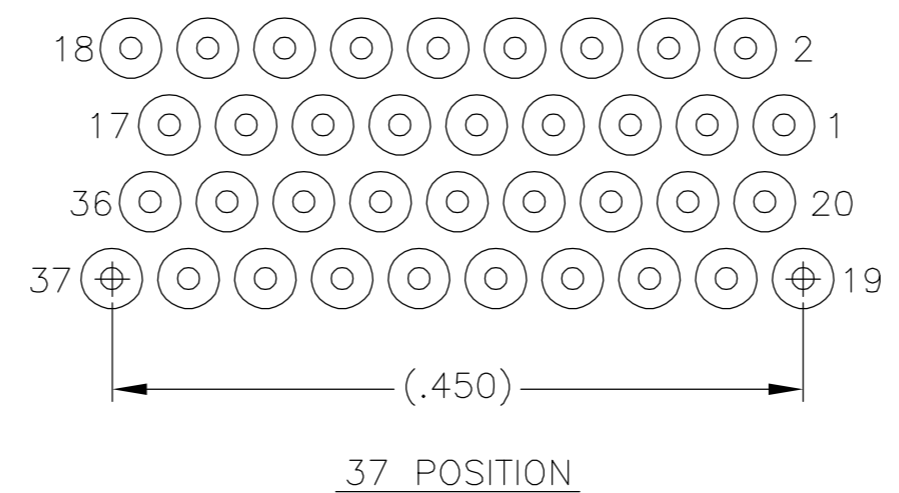
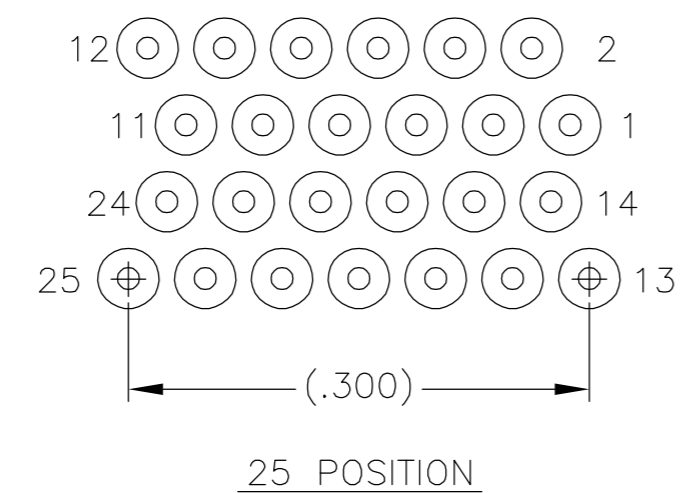
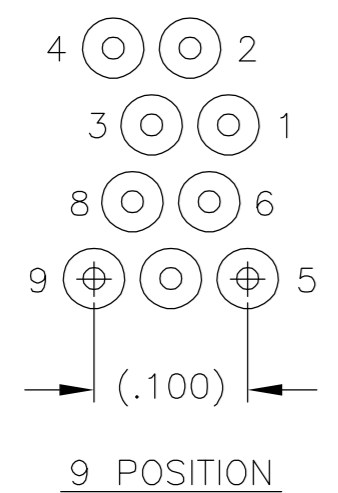
SIZE	B DIM	C DIM ±.0050	(L DIM)
09	.229	.3085	(.100)
15	.304	.3835	(.175)
25	.429	.5085	(.300)
37	.579	.6585	(.450)
51	.754	.8335	(.625)
65	.929	1.0085	(.800)

- 1. SHELL OPTIONS (TO BE SPECIFIED IN NANONICS PART NUMBER):
 METAL: 6061-T6 ALUMINUM, ELECTROLESS NICKEL PLATED PER SAE-AMS-C-26074 (STANDARD) OR GOLD PLATED PER ASTM B488
 303 STAINLESS STEEL, PASSIVATED PER SAE-AMS-2700
 INSULATOR MATERIAL FOR ALL METAL SHELLS IS LIQUID CRYSTAL POLYMER (LCP) PER MIL-M-24519 OR PER ASTM D5138
 PLASTIC: LIQUID CRYSTAL POLYMER (LCP) PER MIL-M-24519 OR PER ASTM D5138
- 2. STANDARD 1.0 X 0.25mm MOUNTING AND JACKSCREW THREADS ARE SHOWN FOR REFERENCE ONLY AND MUST BE SPECIFIED IN THE NANONICS PART NUMBER WHEN REQUIRED. 1.2 X 0.25mm THREADS ALSO AVAILABLE.
- 3. MOUNTING HARDWARE IS AVAILABLE WITH THIS CONFIGURATION (NOT SHOWN). HARDWARE MUST BE SPECIFIED IN THE NANONICS PART NUMBER. CONSULT TYCO ELECTRONICS FOR DETAILS.
- 4. LEADS ARE HH BRASS, TIN LEAD PLATED 60/40 COMPOSITION PER SAE-AMS-P-81728.
- 5. LEAD ORGANIZER MATERIAL IS LIQUID CRYSTAL POLYMER PER ASTM D5138.
- 6. THROUGH HOLE LEADS ARE EPOXY ENCAPSULATED WITHIN THE LEAD ORGANIZER.
- 7. TERMINATION CODE: M6
- 8. THIS DRAWING PREVIOUSLY IDENTIFIED AS NANONICS N10138/250

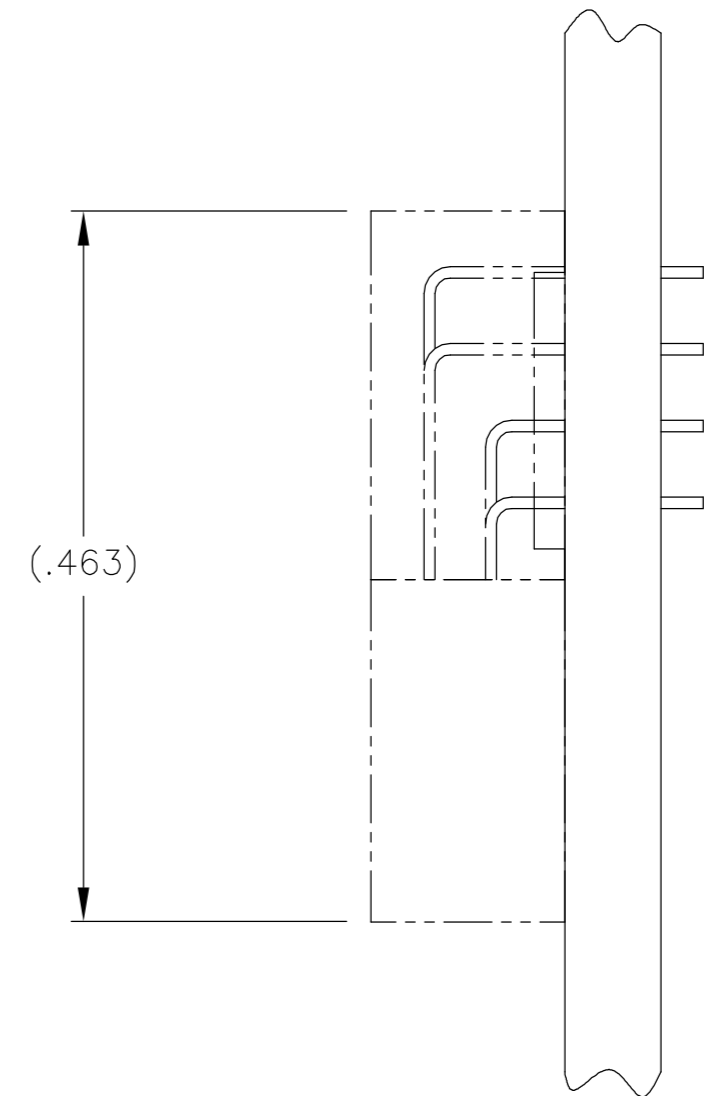
THIS DRAWING IS A CONTROLLED DOCUMENT.		DWN D. RYAN 15 JUN 00	Tyco Electronics Corporation Harrisburg, PA 17105
DIMENSIONS: INCHES		CHK M. STORRY 15 JUN 00	
TOLERANCES UNLESS OTHERWISE SPECIFIED:		APVD S. KAIN 15 JUN 00	
0 PLC ± - 1 PLC ± - 2 PLC ± .010 3 PLC ± .005 4 PLC ± - ANGLES ± 1 FINISH SEE NOTES		NAME RECEPTACLE ASSEMBLY, HORIZONTAL MOUNT, THROUGH HOLE, 2 TO 4 ROW, .050 SPACING, PLASTIC OR METAL	
MATERIAL SEE NOTES	WEIGHT -	SIZE A2	CAGE CODE OPJN9
CUSTOMER DRAWING		SCALE 8:1	DRAWING NO 1589487
		SHEET 1 of 2	RESTRICTED TO -

THIS DRAWING IS UNPUBLISHED. RELEASED FOR PUBLICATION
 © COPYRIGHT BY TYCO ELECTRONICS CORPORATION. ALL RIGHTS RESERVED.

LOC		DIST		REVISIONS			
P	LTR	DESCRIPTION	DATE	DWN	APVD		
-	-	SEE SHEET 1	-	-	-		



TYPICAL PCB LAYOUT $\Delta 9$
 SIZE 15 SHOWN FOR REFERENCE



- $\Delta 9$. POSITIONAL TOLERANCES FOR BASIC DIMENSIONED FEATURES ARE RELATIVE TO FIDUCIALS OR SOME SIMILAR DATUM REFERENCES DEFINED BY PCB DESIGNER.
- $\Delta 10$. PLATED THROUGH HOLES
- $\Delta 11$. SOLDER PADS
- 12. ALL THROUGH HOLE LAYOUTS ARE AS VIEWED FROM TOP OF PCB.

THIS DRAWING IS A CONTROLLED DOCUMENT.		DWN D. RYAN 15 JUN 00	Tyco Electronics Corporation Harrisburg, PA 17105
DIMENSIONS: INCHES		CHK M. STORRY 15 JUN 00	
TOLERANCES UNLESS OTHERWISE SPECIFIED:		APVD S. KAIN 15 JUN 00	
0 PLC ± - 1 PLC ± - 2 PLC ± .010 3 PLC ± .005 4 PLC ± - ANGLES ± 1 FINISH SEE NOTES		NAME RECEPTACLE ASSEMBLY, HORIZONTAL MOUNT, THROUGH HOLE, 2 TO 4 ROW, .050 SPACING, PLASTIC OR METAL	
MATERIAL SEE NOTES	WEIGHT -	SIZE A2	CAGE CODE OPJN9
CUSTOMER DRAWING		SCALE 8:1	DRAWING NO C=1589487
		SHEET 2 of 2	RESTRICTED TO -
		REV T	